

March 7, 2024

Takeaways From China's Annual Two Sessions

The government work report (GWR) delivered by China Premier Li at the country's recent "two sessions" meetings unveiled targets for key economic variables this year: GDP growth of "around" 5.0%, after 5.2% in 2023; an increase in headline inflation (CPI) of "around" 3.0%; a deficit-to-GDP ratio of 3.0% and government deficit of CNY 4.06trn; and an urban unemployment rate of "around" 5.5%. The GWR strikes a cautious note with multiple mentions of challenges ahead. Premier Li reiterates that the foundation of China's sustained economic recovery and growth is not solid enough, as evidenced by a lack of effective demand, overcapacity in some industries, and lingering and hidden debt risks.

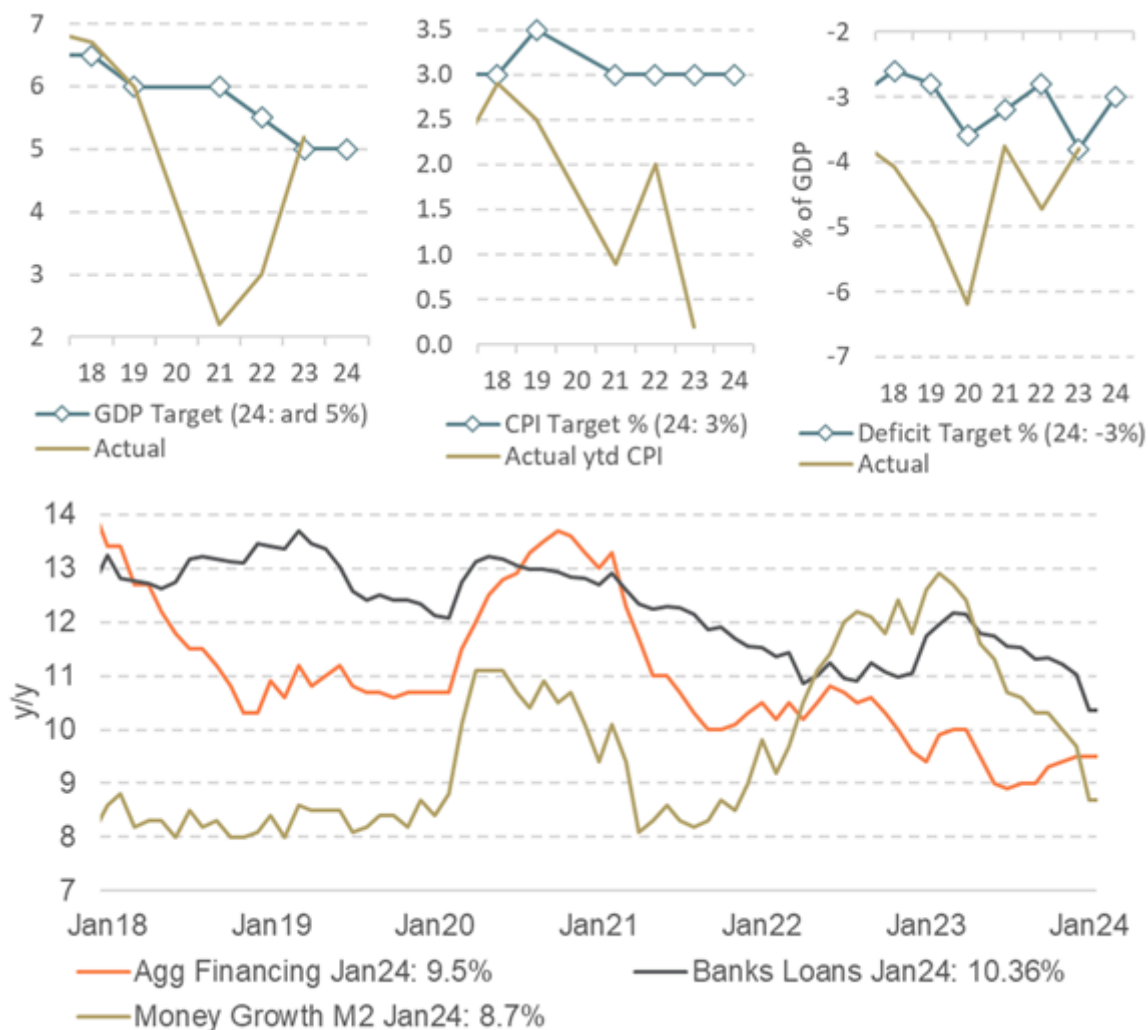
Local markets' initial reaction to the GWR and the macroeconomic targets has been mixed. USDCNY has been stable around 7.21. The government bond curve bull flattened, the 10y CGB yield making new lows 2.31% (COVID-2020 low 2.50%), with the 3y-10y segment hovering at the lower end of the historical range, around 22bp. The Shanghai Composite Index has held above the psychological round number of 3000.

The 3% deficit-to-GDP ratio target is mild compared to some market expectations for stronger fiscal expansion. Last year, China revised the deficit-to-GDP ratio higher, to 3.8% from 3.0%, along with an additional CNY 1trn in government bond issuance in Q4. In our view, the "lower" ratio should not be interpreted as China re-engaging in fiscal tightening as in 2022, when the deficit as a percent of GDP was lowered to 2.8% from 3.2% in 2021.

The GWR committed to boosting funding, including CNY 3900bn of special-purpose bonds for local governments, an increase of CNY 100bn from 2023, as well as new ultra-long special Treasury bonds worth CNY 1000bn a year for several years. The latter, which will not be included in the deficit calculation, will be used for implementing major national strategies, such as "high-quality development".

One of the main focuses this year is the is notion of “new productive forces”. This emphasizes spurring industrial innovation and new tech-related industrialization while shifting away from traditional 'heavy' growth drivers such as infrastructure. This is paramount – a medium- to longer-term aim to become self-reliant in technology. The share of strategic industries, e.g., new energy, high-end equipment and biotechnology, in China’s GDP has increased substantially over the years, from 7.6% in 2014 to 13% in 2022. The share of these industries' contribution to GDP is projected to rise to 17% by 2025.

Exhibit #1: China Economic Targets And Credit Growth



Source: BNY Mellon Markets, Bloomberg L.P.

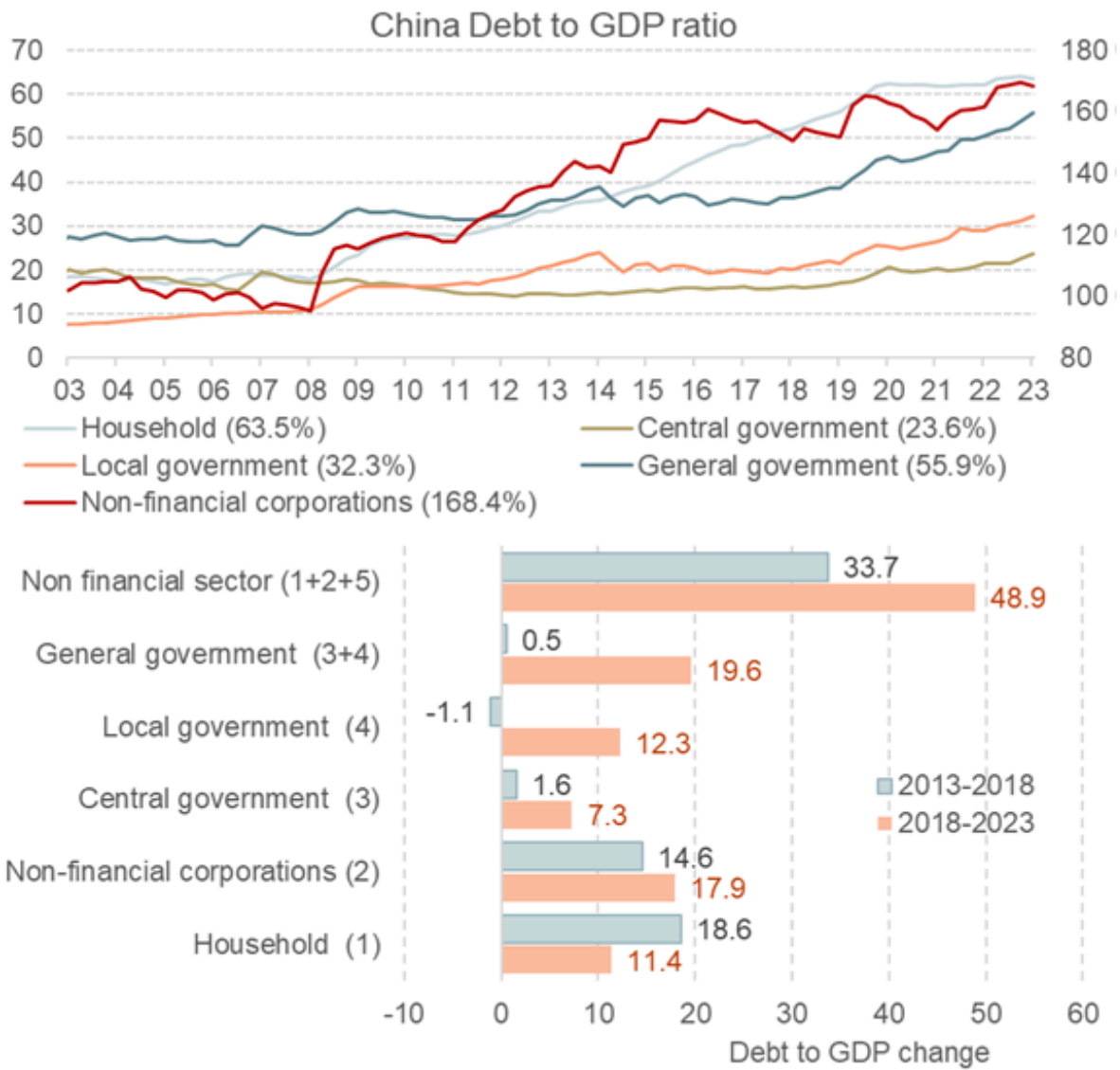
While proactive fiscal/prudent monetary policy remains the preferred strategy, we believe more efforts are needed to quicken normalisation of credit-transmission and revive credit growth, which has been hovering at multiyear lows. M2, loans by financial institutions and aggregate financing grew 8.7%, 10.4% and 9.5%, respectively, as of January.

As in previous years, the new GWR calls for maintaining adequate liquidity at a proper level, as well as aggregate financing and money supply staying in step with growth and CPI projections. We expect China to continue to maintain sufficient liquidity in the banking system – with a chance of further cuts to interest rates or relaxation of lending standards.

China's cautious approach to fiscal expansion might be motivated by a concern to safeguard financial stability. The country's macro leverage ratio, which measures total outstanding non-financial debt as a share of GDP, surged to a new record high in 2023, at 287.8%, a 13.5ppt increase versus 2022. The macro leverage ratio has risen 48.9ppt over the past five years (2018-23), following a 33.7ppt rise over the prior five-year period.

The macro leverage ratio is a sum of household, non-financial corporation, and general government debt. The general government's debt-to-GDP ratio, which consists of local government and central government debt, has been relatively steady and contained at 55.9% of GDP, up 19.6ppt from 36.3% in 2018. Non-financial corporations and households account for the bulk of the rise of debt over the past decade. Households' debt accumulation has calmed somewhat, though, hovering around 63-64% in 2023 after doubling from 30% in 2012 to 60% by H2 2020. Non-financial corporations' debt-to-GDP has risen strongly over the past two years, from 154.1% in 2021 to 168.4% in 2023.

Exhibit #2: China Macro Leverage Ratio



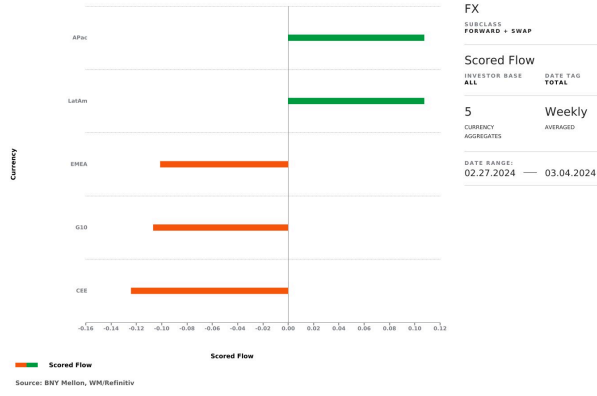
Source: BNY Mellon Markets, Bloomberg L.P.

FX flows over the past week were relatively muted in aggregate. APAC currencies posted light buying, weekly average scored flows of 0.11, while CEE counterparts had light outflows, -0.12 as of March 4. iFlow shows APAC FX the most underheld and profitable group. LatAm and EMEA are the most overheld, and G10 remains in neutral territory. Notables in APAC FX were a recovery of sentiment towards THB, which posted a third week of inflows after persistent outflows since November, and a reversal to MYR inflows with profit-taking emerging as USDMYR hit all-time highs. CNY had another week of steady and moderate inflows, this following what was aggressive selling during the first half of February.

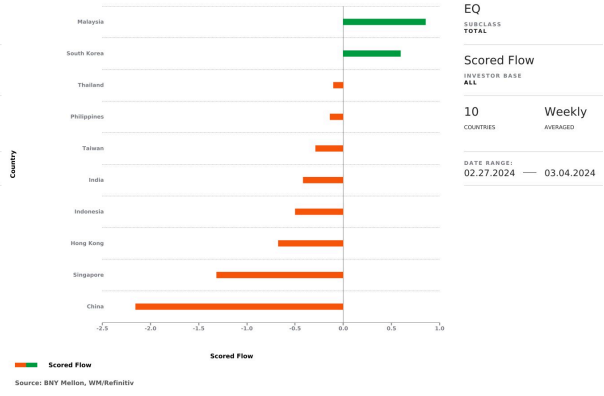
APAC equity flows varied: large outflows from China, Singapore and Taiwan, but strong demand for South Korea. Among APAC sovereign bonds, iFlow shows outflows from China and Thailand but moderate demand in the rest.

Exhibit #3: APAC FX Flows Moderate, Equity Flows Vary

FX Scored Flow



EQ Scored Flow



Source: BNY Mellon Markets, Bloomberg L.P.

Please direct questions or comments to: iFlow@BNYMellon.com



Wee Khoon Chong
APAC MARKET STRATEGIST

CONTACT BOB



bnymellon.com

BNY Mellon is the corporate brand of The Bank of New York Mellon Corporation and may be used as a generic term to reference the corporation as a whole and/or its various subsidiaries generally. This material and any products and services may be issued or provided under various brand names in various countries by duly authorized and regulated subsidiaries, affiliates, and joint ventures of BNY Mellon, which may include any of the following. The Bank of New York Mellon, at 225 Liberty St, NY, NY USA, 10286, a banking corporation organized pursuant to the laws of the State of New York, and operating in England through its branch at One Canada Square, London E14 5AL, UK, registered in England and Wales with numbers FC005522 and BR000818. The Bank of New York Mellon is supervised and regulated by the New York State Department of Financial Services and the US Federal Reserve and authorized by the Prudential Regulation Authority. The Bank of New York Mellon, London Branch is subject to regulation by the Financial Conduct Authority and limited regulation by the Prudential Regulation Authority. Details about the extent of our regulation by the Prudential Regulation Authority are available from us on request. The Bank of New York Mellon SA/NV, a Belgian public limited liability company, with company number 0806.743.159, whose registered office is at 46 Rue Montoyerstraat, B-1000 Brussels, Belgium, authorized and regulated as a significant credit institution by the European Central Bank (ECB), under the prudential supervision of the National Bank of Belgium (NBB) and under the supervision of the Belgian Financial Services and Markets Authority (FSMA) for conduct of business rules, and a subsidiary of The Bank of New York Mellon. The Bank of New York Mellon SA/NV operates in England through its branch at 160 Queen Victoria Street, London EC4V 4LA, UK, registered in England and Wales with numbers FC029379 and BR014361. The Bank of New York Mellon SA/NV (London Branch) is authorized by the ECB and subject to limited regulation by the Financial Conduct Authority and the Prudential Regulation Authority. Details about the extent of our regulation by the Financial Conduct Authority and Prudential Regulation Authority are available from us on request. The Bank of New York Mellon SA/NV operating in Ireland through its branch at 4th Floor Hanover Building, Windmill Lane, Dublin 2, Ireland trading as The Bank of New York Mellon SA/NV, Dublin Branch, is authorised by the ECB and is registered with the Companies Registration Office in Ireland No. 907126 & with VAT No. IE 9578054E. The Bank of New York Mellon, Singapore Branch, subject to regulation by the Monetary Authority of Singapore. The Bank of New York Mellon, Hong Kong Branch, subject to regulation by the Hong Kong Monetary Authority and the Securities & Futures Commission of Hong Kong. If this material is distributed in Japan, it is distributed by The Bank of New York Mellon Securities Company Japan Ltd, as intermediary for The Bank of New York Mellon. If this material is distributed in, or from, the Dubai International Financial Centre ("DIFC"), it is communicated by The Bank of New York Mellon, DIFC Branch, regulated by the DFSA and located at DIFC, The Exchange Building 5 North, Level 6, Room 601, P.O. Box 506723, Dubai, UAE, on behalf of The Bank of New York Mellon, which is a wholly-owned subsidiary of The Bank of New York Mellon Corporation. This material is intended for Professional Clients only and no other person should act upon it. Not all products and services are offered in all countries.

The information contained in this material is intended for use by wholesale/professional clients or the equivalent only and is not intended for use by retail clients. If distributed in the UK, this material is a financial promotion.

This material, which may be considered advertising, is for general information purposes only and is not intended to provide legal, tax, accounting, investment, financial or other professional advice on any matter. This material does not constitute a recommendation by BNY Mellon of any kind. Use of our products and services is subject to various regulations and regulatory oversight. You should discuss this material with appropriate advisors in the context of your circumstances before acting in any manner on this material or agreeing to use any of the referenced products or services and make your own independent assessment (based on such advice) as to whether the referenced products or services are appropriate or suitable for you. This material may not be comprehensive or up to date and there is no undertaking as to the accuracy, timeliness, completeness or fitness for a particular purpose of information given. BNY Mellon will not be responsible for updating any information contained within this material and opinions and information contained herein are subject to change without notice. BNY Mellon assumes no direct or consequential liability for any errors in or reliance upon this material.

This material may not be distributed or used for the purpose of providing any referenced products or services or making any offers or solicitations in any jurisdiction or in any circumstances in which such products, services, offers or solicitations are unlawful or not authorized, or where there would be, by virtue of such distribution, new or additional registration requirements.

The terms of any products or services provided by BNY Mellon to a client, including without limitation any administrative, valuation, trade execution or other services shall be solely determined by the definitive agreement relating to such products or services. Any products or services provided by BNY Mellon shall not be deemed to have been provided as fiduciary or adviser except as expressly provided in such definitive agreement. BNY Mellon may enter into a foreign exchange transaction, derivative transaction or collateral arrangement as a counterparty to a client, and its rights as counterparty or secured party under the applicable transactional agreement or collateral arrangement shall take precedence over any obligation it may have as fiduciary or adviser or as service provider under any other agreement.

Pursuant to Title VII of The Dodd-Frank Wall Street Reform and Consumer Protection Act of 2010 and the applicable rules thereunder, The Bank of New York Mellon is provisionally registered as a swap dealer with the Commodity Futures Trading Commission ("CFTC") and is a swap dealer member of the National Futures Association (NFA ID 0420990).

BNY Mellon (including its broker-dealer affiliates) may have long or short positions in any currency, derivative or instrument discussed herein. BNY Mellon has included data in this material from information generally available to the public from sources believed to be reliable. Any price or other data used for illustrative purposes may not reflect actual current conditions. No representations or warranties are made, and BNY Mellon assumes no liability, as to the suitability of any products and services described herein for any particular purpose or the accuracy or completeness of any information or data contained in this material. Price and other data are subject to change at any time without notice.

Rates: neither BNY Mellon nor any other third party provider shall be liable for any errors in or delays in providing or making available the data (including rates, WM/Reuters Intra-Day Spot Rates and WM/Reuters Intra-Day Forward Rates) contained within this service or for any actions taken in reliance on the same, except to the extent that the same is directly caused by its or its employees' negligence. The WM/Reuters Intra-Day Spot Rates and WM/Reuters Intra-Day Forward Rates are provided by The World Markets Company plc ("WM") in conjunction with Reuters. WM shall not be liable for any errors in or delays in providing or making available the data contained within this service or for any actions taken in reliance on the same, except to the extent that the same is directly caused by its or its employees' negligence.

The products and services described herein may contain or include certain "forecast" statements that may reflect possible future events based on current expectations. Forecast statements are neither historical facts nor assurances of future performance. Forecast statements typically include, and are not limited to, words such as "anticipate", "believe", "estimate", "expect", "future", "intend", "likely", "may", "plan", "project", "should", "will", or other similar terminology and should NOT be relied upon as accurate indications of future performance or events. Because forecast statements relate to the future, they are subject to inherent uncertainties, risks and changes in circumstances that are difficult to predict. iFlow® is a registered trademark of The Bank of New York Mellon Corporation under the laws of the United States of America and other countries.

This document is intended for private circulation. Persons accessing, or reading, this material are required to inform themselves about and to observe any restrictions that apply to the distribution of this information in their jurisdiction.

Currency Administration is provided under and subject to the terms of a definitive agreement between BNY Mellon and the client. BNY Mellon exercises no investment discretion thereunder, but acts solely pursuant to the instructions in such agreement or otherwise provided by the client. Unless provided by definitive agreement, BNY Mellon is not an agent or fiduciary thereunder, and acts solely as principal in connection with related foreign exchange transactions.

All references to dollars are in US dollars unless specified otherwise.

This material may not be reproduced or disseminated in any form without the prior written permission of BNY Mellon. Trademarks, logos and other intellectual property marks belong to their respective owners.

The Bank of New York Mellon, member FDIC.

© 2020 The Bank of New York Mellon Corporation. All rights reserved.